

PROJECT
TYPE
SPECIFIER
QUANTITY
DATE

SPRING STANDARD SURFACE

E9F110-

base number	Color	Finish	Lens
	Temperature	Options	Options

- To build a product code in our configurator select the specify button on the base model # product page
- To build a manual product code on this datasheet choose from the options listed below in blue font and add the suffix to the base model #

GENERAL

Series: Spring
Subseries: Spring Standard
Partner: Platek
Division: Exterior
Installation: Surface
Product Type: Flood
Mounting Location: Above Ground
Light Distribution: Adjustable

PHYSICAL

Shape: Cone
Diameter (mm): 200
Diameter (in): 7 7/8
Length (mm): 300
Length (in): 11 13/16
Diffuser: Clear tempered glass
Fixture Finish: BLK / WHI / GRY / COR / ANT / BRZ
Fixture Material: Aluminum Die Cast

ELECTRICAL

Lamp Type: LED
Input Wattage (W): 44
Total Output Wattage (W): 40.5
Dimming: Non-Dimmable
Driver Included: Yes
Driver Location: Integrated
Driver Type: Constant Current - 120Vac
Driver Class: Class 2
Input Voltage (V): 120 - 277
Constant Current (mA): 2100
Upon Request: (Not included - see components [IP65 or higher enclosure to be supplied by others]) Remote: 0-10Vdc dimming / Non-dimming 120/277Vac

LED

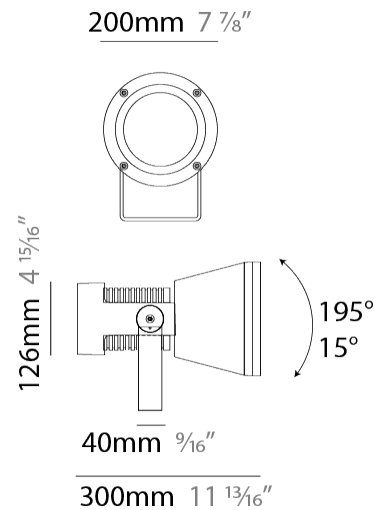
Number of LEDs: 18
Color Temperature (°K): 3000 / 4000
Max. Delivered Lumen (lm): 3555 - 4000 / 3700 - 4160
Nominal Lumen (lm): 4500 / 4680
CRI: >80 CRI
Lamp Life (hrs): 60000

OPTICAL

Optic°: 9 / 28 / 40
Adjustability: Tilt +195° / - 15°

RATINGS AND CERTIFICATIONS

Certified By: Certified for North American Standards
IP rating: IP65
IK Rating: IK06



SPRING STANDARD SURFACE

E9F110-

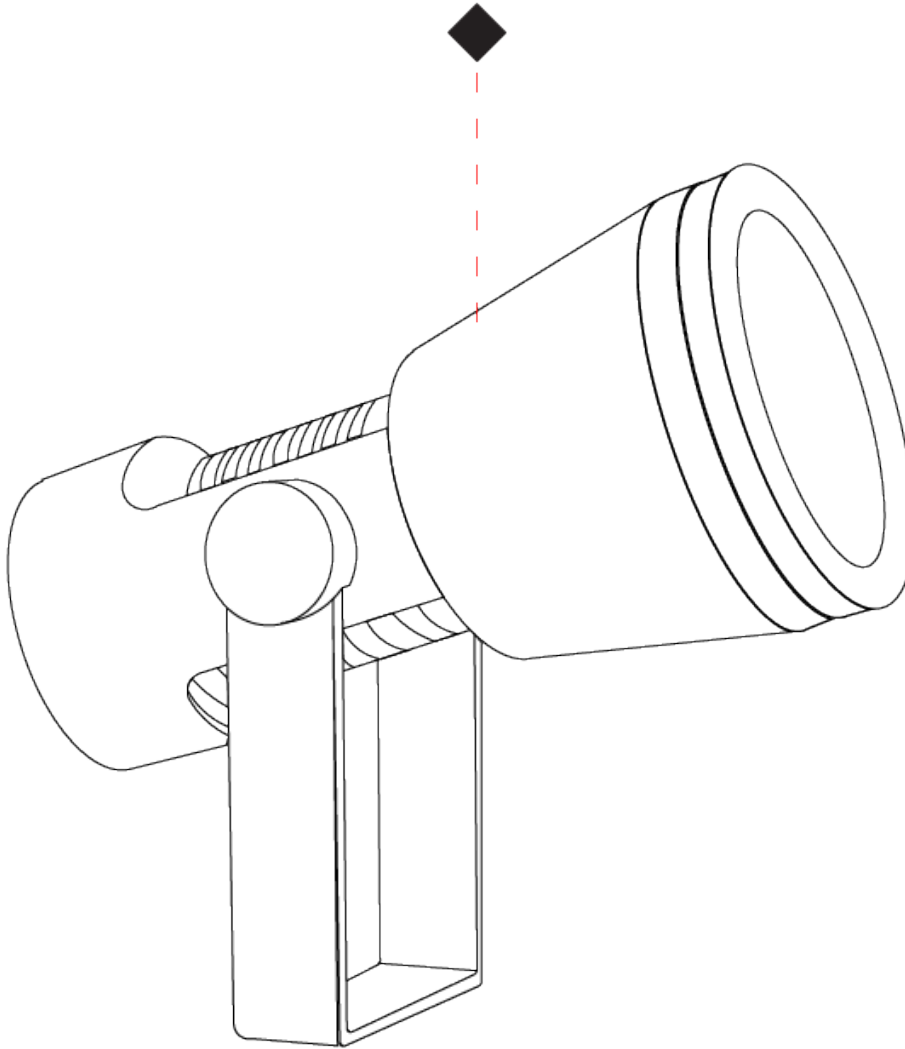
PROJECT _____

TYPE _____

SPECIFIER _____

QUANTITY _____

DATE _____



E

SPRING MINI SURFACE

E9F134-

base number Color Finish Lens
 Temperature Options Options

- To build a product code in our configurator select the specify button on the base model # product page
- To build a manual product code on this datasheet choose from the options listed below in blue font and add the suffix to the base model #

GENERAL

Series: Spring
 Subseries: Spring Mini
 Partner: Platek
 Division: Exterior
 Installation: Surface
 Product Type: Flood
 Mounting Location: Above Ground
 Light Distribution: Adjustable

PHYSICAL

Shape: Cone
 Diameter (mm): 147
 Diameter (in): 5 ¹³/₁₆
 Length (mm): 235
 Length (in): 9 ¹/₄
 Weight (kg): 2.8
 Weight (lbs): 6.17
 Screws: A4 stainless steel
 Diffuser: Clear tempered glass
 Gasket: Gore (R) valve
 Fixture Finish: [BLK](#) / [WHI](#) / [GRY](#) / [COR](#) / [ANT](#) / [BRZ](#)
 Fixture Material: Aluminum

ELECTRICAL

Lamp Type: LED
 Input Wattage (W): 22
 Total Output Wattage (W): 20.5
 Dimming: Non-Dimming / Phase Dimming (120vac Only)
 Driver Included: Yes
 Driver Location: Integrated
 Driver Type: Constant Current - Universal
 Driver Class: Class 2
 Input Voltage (V): 120 - 277
 Constant Current (MA): 700
 Upon Request: Remote: 0-10Vdc dimming

LED

Number of LEDs: 9
 Color Temperature (°K): [3000](#) / [4000](#)
 Max. Delivered Lumen (lm): 1780 - 2000 / 1850 - 2080
 Nominal Lumen (lm): 2250 / 2433
 CRI: >80 CRI
 Lamp Life (hrs): 60000

OPTICAL

Optic°: [9](#) / [28](#) / [45](#)
 Adjustability: Tilt +195° / - 15°

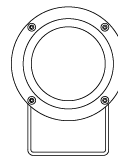
RATINGS AND CERTIFICATIONS

Certified By: Certified for North American Standards
 IP rating: IP65
 IK Rating: IK06

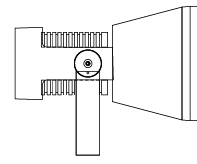
PROJECT
TYPE
SPECIFIER
QUANTITY
DATE



147mm 5 ¹³/₁₆"



80mm 3 ¹/₈"



195°
15°

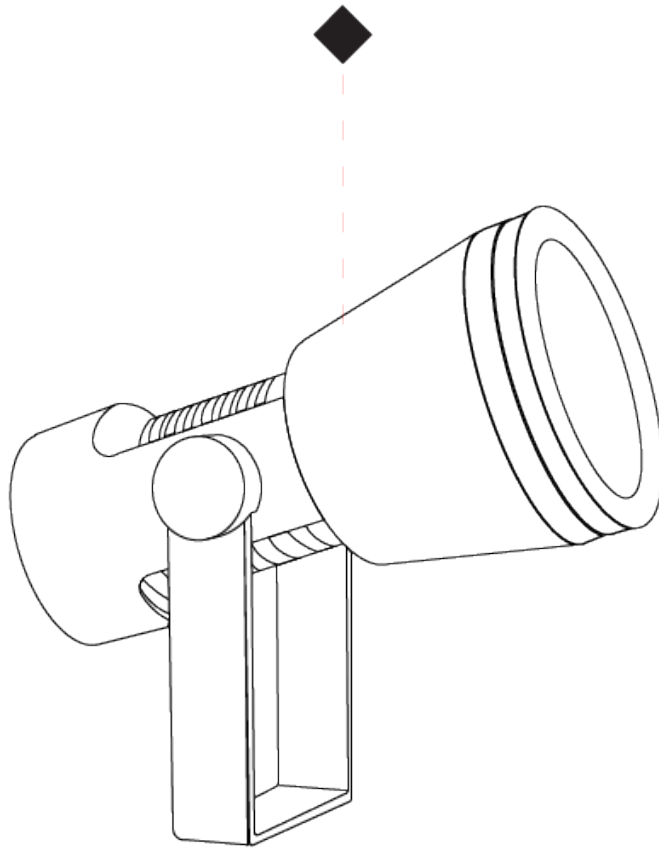
30mm 1 ¹³/₁₆"

235mm 5 ¹/₄"



E9F134-

PROJECT	_____
TYPE	_____
SPECIFIER	_____
QUANTITY	_____
DATE	_____



E

SPRING MICRO SURFACE

E9F149-

base number Color Finish Lens
 Temperature Options Options

- To build a product code in our configurator select the specify button on the base model # product page
- To build a manual product code on this datasheet choose from the options listed below in blue font and add the suffix to the base model #

GENERAL

Series: Spring
 Subseries: Spring Micro
 Partner: Platek
 Division: Exterior
 Installation: Surface
 Product Type: Flood
 Mounting Location: Above Ground
 Light Distribution: Adjustable

PHYSICAL

Shape: Cone
 Diameter (mm): 80
 Diameter (in): 3 1/8
 Length (mm): 145
 Length (in): 5 11/16
 Height (mm): 50
 Height (in): 2 3/16
 Weight (kg): 0.8
 Weight (lbs): 1.76
 Screws: A4 stainless steel
 Diffuser: Clear tempered glass
 Fixture Finish: [BLK](#) / [WHI](#) / [GRY](#) / [COR](#) / [ANT](#) / [BRZ](#)
 Fixture Material: Aluminum Die Cast

ELECTRICAL

Lamp Type: LED
 Input Wattage (W): 5.9
 Total Output Wattage (W): 4.5
 Dimming: Non-Dimmable
 Driver Included: Yes
 Driver Location: Integrated
 Driver Type: Constant Current - 120Vac
 Driver Class: Class 2
 Input Voltage (V): 120 - 277
 Constant Current (MA): 500
 Upon Request: (Not included - see components [IP65 or higher enclosure to be supplied by others]) 0-10Vdc dimming / Phase dimming @120Vac only / Non-dimming 120/277Vac / DMX

LED

Number of LEDs: 3
 Color Temperature (°K): [3000](#) / [4000](#)
 Max. Delivered Lumen (lm): 435 - 465 / 440 - 485
 Nominal Lumen (lm): 570 / 600
 CRI: >80 CRI
 Lamp Life (hrs): 60000

OPTICAL

Optic°: [12](#) / [33](#) / [44](#)
 Adjustability: Tilt +195° / - 15°

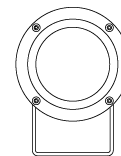
RATINGS AND CERTIFICATIONS

Certified By: Certified for North American Standards
 IP rating: IP65
 IK Rating: IK06

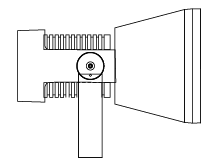
PROJECT
TYPE
SPECIFIER
QUANTITY
DATE



80mm 3 1/8"



55mm 2 3/16"



195°
15°

20mm 13/16"

145mm 5 11/16"



E9F149-

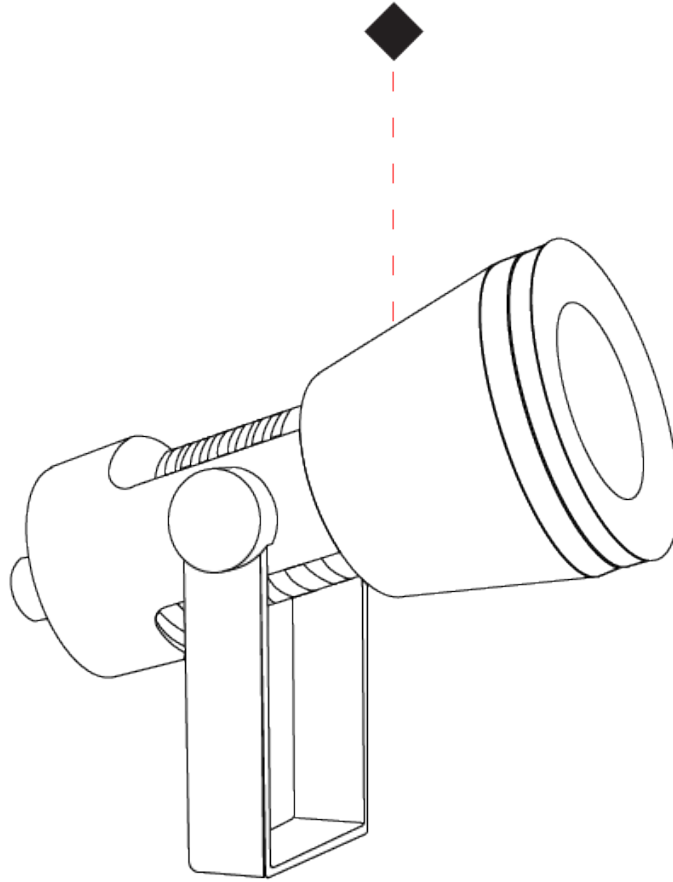
PROJECT

TYPE

SPECIFIER

QUANTITY

DATE



E

SPRING MINI SURFACE

E9F266-

base number Color Finish Lens
 Temperature Options Options

- To build a product code in our configurator select the specify button on the base model # product page
- To build a manual product code on this datasheet choose from the options listed below in blue font and add the suffix to the base model #

GENERAL

Series: Spring
 Subseries: Spring Mini
 Partner: Platek
 Division: Exterior
 Installation: Surface
 Product Type: Flood
 Mounting Location: Above Ground
 Light Distribution: Adjustable

PHYSICAL

Shape: Cone
 Diameter (mm): 147
 Diameter (in): 5 ¹³/₁₆
 Length (mm): 235
 Length (in): 9 ¹/₄
 Weight (kg): 2.8
 Weight (lbs): 6.17
 Screws: A4 stainless steel
 Diffuser: Clear tempered glass
 Fixture Finish: [BLK](#) / [WHI](#) / [GRY](#) / [COR](#) / [ANT](#) / [BRZ](#)
 Fixture Material: Aluminum Die Cast

ELECTRICAL

Lamp Type: LED
 Input Wattage (W): 19
 Total Output Wattage (W): 18
 Dimming: Non-Dimming / Phase Dimming (120vac Only)
 Driver Included: Yes
 Driver Location: Integrated
 Driver Type: Constant Current - Universal
 Driver Class: Class 2
 Input Voltage (V): 120 - 277
 Constant Current (MA): 500
 Upon Request: (Not included - see components [IP65 or higher enclosure to be supplied by others]) Remote: 0-10Vac dimming

LED

Color Temperature (°K): [3000](#) / [4000](#)
 Max. Delivered Lumen (lm): 1700 - 1860 / 1770 - 1934
 Nominal Lumen (lm): 2340 / 2433
 CRI: >80 CRI
 Lamp Life (hrs): 60000

OPTICAL

Optic°: [20](#) / [36](#) / [54](#)
 Adjustability: Tilt +195° / - 15°

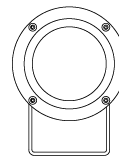
RATINGS AND CERTIFICATIONS

Certified By: Certified for North American Standards
 IP rating: IP65
 IK Rating: IK06

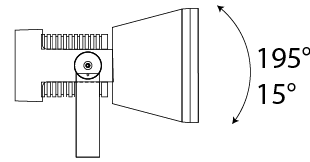
PROJECT
TYPE
SPECIFIER
QUANTITY
DATE



147mm 5 ¹³/₁₆"



80mm 3 ¹/₈"



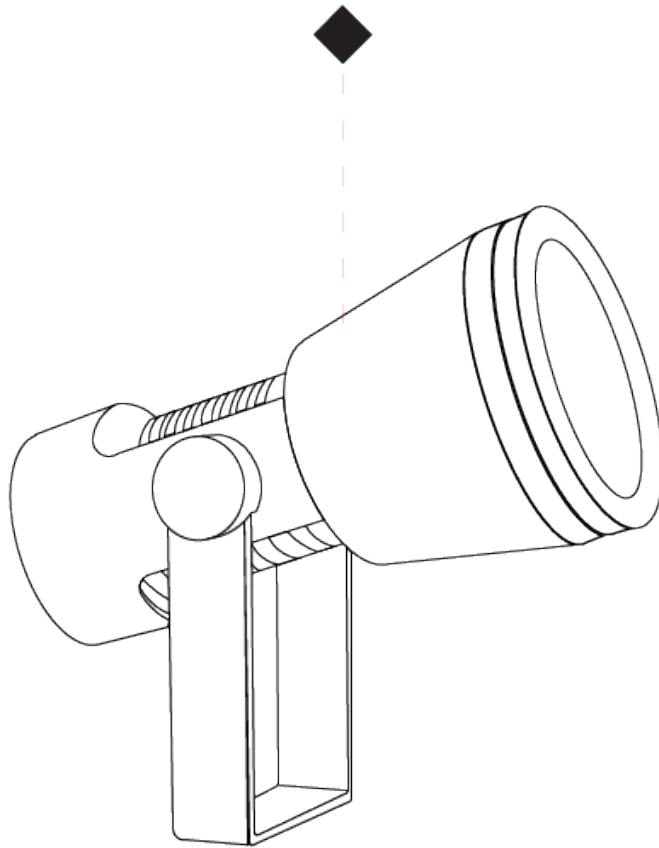
30mm 1 ¹³/₁₆"

235mm 5 ¹/₄"



E9F266-

PROJECT	_____
TYPE	_____
SPECIFIER	_____
QUANTITY	_____
DATE	_____



E

SPRING STANDARD SURFACE

E9F398-

base number Finish Options Lens Options

- To build a product code in our configurator select the specify button on the base model # product page
- To build a manual product code on this datasheet choose from the options listed below in blue font and add the suffix to the base model #

GENERAL

Series: Spring
 Subseries: Spring Standard
 Partner: Platek
 Division: Exterior
 Installation: Surface
 Product Type: Flood
 Mounting Location: Above Ground
 Light Distribution: Adjustable

PHYSICAL

Shape: Cone
 Diameter (mm): 200
 Diameter (in): 7 7/8
 Length (mm): 300
 Length (in): 11 13/16
 Weight (kg): 4.8
 Weight (lbs): 10.58
 Diffuser: Clear tempered glass
 Fixture Finish: [BLK / WHI / GRY / COR / ANT / BRZ](#)
 Fixture Material: Aluminum Die Cast

ELECTRICAL

Lamp Type: LED
 Total Output Wattage (W): 35
 Dimming: Bluetooth technology or DMX
 Control Gear: DMX
 Driver Included: No
 Driver Location: Remote
 Driver Type: Constant Current - Universal
 Driver Class: Class 2
 Input Voltage (V): 120 - 277
 Constant Current (MA): 500

LED

Number of LEDs: 24
 Color Temperature (°K): RGBW
 CRI: >80 CRI
 Lamp Life (hrs): 60000
 Special LEDs offerings: RGBW

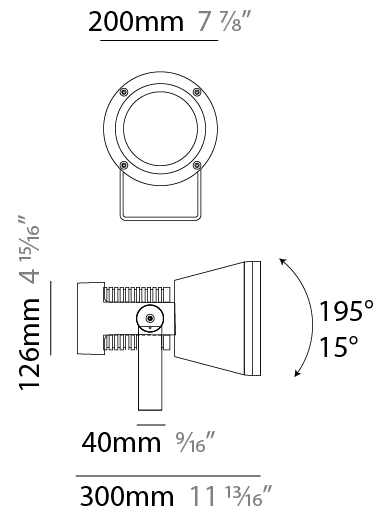
OPTICAL

Optic°: [9 / 28 / 45](#)
 Adjustability: Tilt +195° / - 15°

RATINGS AND CERTIFICATIONS

Certified By: Certified for North American Standards
 IP rating: IP65
 IK Rating: IK06

PROJECT
TYPE
SPECIFIER
QUANTITY
DATE



SPRING STANDARD SURFACE

E9F398-

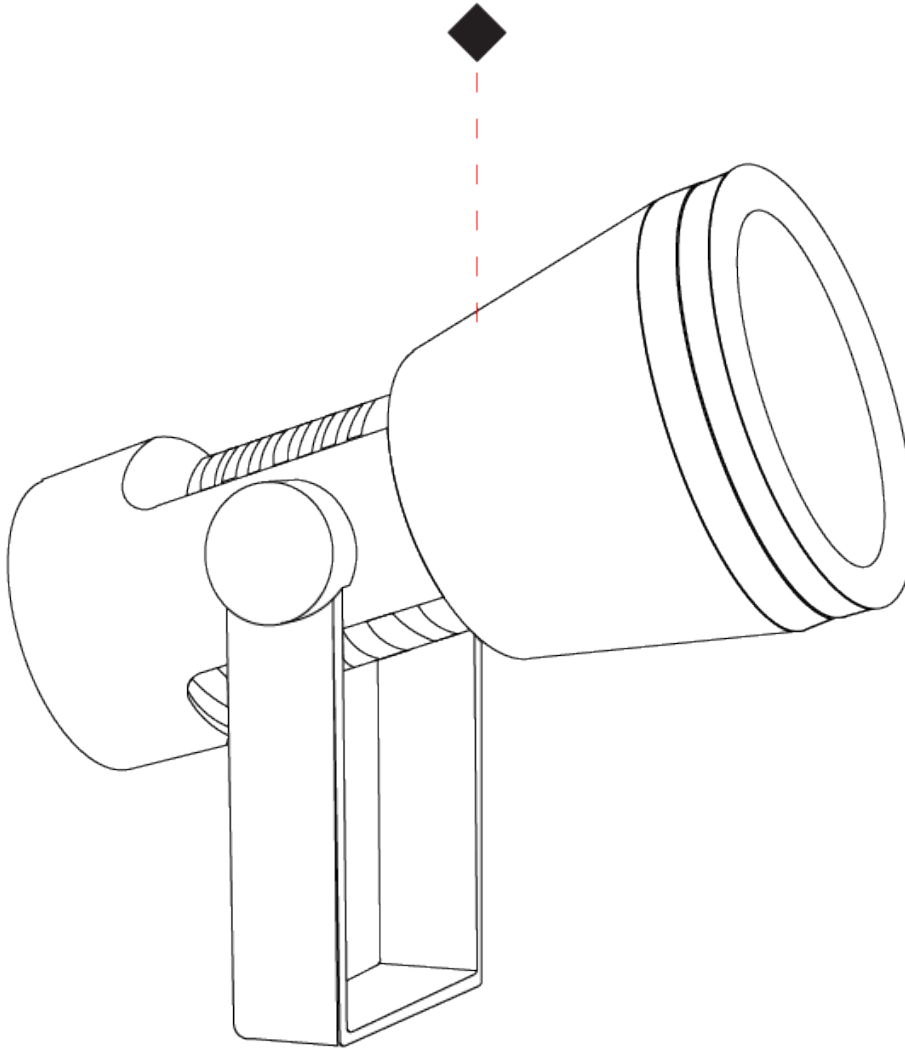
PROJECT

TYPE

SPECIFIER

QUANTITY

DATE




E


PROJECT	_____
TYPE	_____
SPECIFIER	_____
QUANTITY	_____
DATE	_____

Fixture Finish


Black - BLK




White - WHI



Grey - GRY




Corten - COR



Anthracite - ANT



Bronze - BRZ







































































Digital: Not all screens are calibrated the same, and therefore, colors will appear differently between screens.

Physical: When texture is involved, there will be variations in color, character and tone within a product series and between product families.













PROJECT	
TYPE	
SPECIFIER	
QUANTITY	
DATE	











LEGEND

 floor-mounted	 pivotable	 special LED (upon request) RGB, RGBW, tunable, gold+, meat+, art+, fashion+
 wall and ceiling: recessed and surface mounted	 rotating	 warm dim / natural dimming LED
 ceiling-mounted and wall-mounted	 illuminate tilted	 rechargeable battery powered
 wall-mounted	 color of suspension cable	 fixture with natural vivid LED (upon request)
 omni-directional light distribution	 length of suspension cable	 color rendering index
 direct light distribution	 reflector degree selection	 color temperature
 direct/indirect light distribution	 super spot	 lumen (luminous flux)
 indirect light distribution	 lens	 efficacy (lumens per watt)
 asymmetric light distribution	 lens pack	 Unified Glare Rating (UGR) range from 5-40
 aura light distribution	 shine ring	 marine grade (AISI 316 stainless steel)
 round wall or ceiling cut-out	 integrated shine ring with diffuser	 walk on
 square wall or ceiling cut-out	 free individual colors 01-29	 drive on
 the supplied jig specifies the cutout dimensions	 individual colors: 00 (free of charge), 01-25 (extra charge)	 Dark Sky Compliance
 minimum distance (meters) lamp - object	 luminaire part to be colored (F1)	 Americans with Disabilities Act (less than 4" off the wall located between 27"-84" from floor)
 recessed depth	 luminaire part to be colored (F2)	 lamp protected against explosion
 ceiling thickness in mm	 luminaire part to be colored (F3)	 blown glass using traditional methods by master glass blower
 ceiling thickness selection	 luminaire part to be colored (F4)	 acoustic material
 dimmable DP (phase), DV (0-10V), DD (dali), DS (step-dim)	 luminaire part to be colored (F5)	 protection class I, protection insulation
 included or excluded LED driver/transformer/control gear	 color of 3-circuit adaptor	 protection class II, protection insulation
 separately switchable	 indirect diffuser	 ETL Certified to UL and CSA Standards
 sensor	 direct diffuser	 UL Certified to UL and CSA Standards
 remote control	 ball-proof (upon request)	 CSA Certified to UL and CSA Standards
 available upon request	 accessory	 Certified for North American Standards

IP RATING

 IP20	protected against ingress of solid bodies greater than 12.5mm (finger)
 IP33	protected against ingress of solid bodies greater than 2.5mm protected against sprays of water up to 60 degrees from the vertical (rain)
 IP40	protected against ingress of solid bodies greater than 1mm (wire) no protection against the ingress of moisture
 IP43	protected against ingress of solid bodies greater than 1mm (wire) protected against sprays of water up to 60 degrees from the vertical (rain)
 IP44	protected against ingress of solid bodies greater than 1mm (wire) protected against water splashed from all directions
 IP54	protected against limited ingress of dust (wet rooms/covered outdoor areas) protected against water splashed from all directions
 IP65	protected against ingress of dust protected against jets of water
 IP66	protected against ingress of dust protected against powerful jets of water or heavy seas
 IP67	protected against ingress of dust protected against immersion of water between 15cm - 1m for 30 minutes
 IP68	protected against ingress of dust protected against immersion of water under pressure for long periods

IK RATING

 IK01	protected against 0.14 joules impact (equivalent to 0.25kg mass dropped from 56mm above the surface)
 IK02	protected against 0.2 joules impact (equivalent to 0.25kg mass dropped from 80mm above the surface)
 IK03	protected against 0.35 joules impact (equivalent to 0.25kg mass dropped from 140mm above the surface)
 IK04	protected against 0.5 joules impact (equivalent to 0.25kg mass dropped from 200mm above the surface)
 IK05	protected against 0.7 joules impact (equivalent to 0.25kg mass dropped from 280mm above the surface)
 IK06	protected against 1 joules impact (equivalent to 0.25kg mass dropped from 400mm above the surface)
 IK07	protected against 2 joules impact (equivalent to 0.5kg mass dropped from 400mm above the surface)
 IK08	protected against 5 joules impact (equivalent to 1.7kg mass dropped from 300mm above the surface)
 IK09	protected against 10 joules impact (equivalent to 5.0kg mass dropped from 200mm above the surface)
 IK10	protected against 20 joules impact (equivalent to 5.0kg mass dropped from 400mm above the surface)